

Stationary Measuring Systems

Serie SEG 1060 – the perfect partner

The SEG 1060 is perfectly tuned to all Hydrotechnik sensors and guarantees reliable performance. Even under difficult conditions, a problem-free integration is possible due to the small fitting dimensions. The user-friendly operation is done completely from the front panel of the device.



- One analogue measuring input for 0 to 20 mA, 4 to 20 mA and 0 to 10 V
- Frequency input
- 12 bit Analog/Digital-converter
- LED display, 4-digit, very good readability, even from greater distance
- Operation from the front panel
- Fitting dimensions 96 x 48 mm acc. to DIN 43718
- Collection of min/max values
- Optional: limit value with potential-free change-over contact and analog output 0 to 10 Volt or 0 to 20 mA / 4 to 20 mA
- Switchboard cut-out 43 x 90,5 mm (H x W)
- Measuring rate ≥ 40 ms

Order data measuring instruments

Multi-EPC



Measuring range	Standard execution	Order number
0 to 25 bar (0 to 2,5 MPa)	2 limit values 1 analogue output: 0 to 20 mA/4 to 20 mA	3160-10-40.01
0 to 100 bar (0 to 10 MPa)		3160-10-16.01
0 to 250 bar (0 to 25 MPa)		3160-10-17.01
0 to 400 bar (0 to 40 MPa)		3160-10-15.01





Measuring range	DESINA conform execution	Order number
0 to 25 bar (0 to 2,5 MPa)	1 limit value 1 analogue output: 4 to 20 mA	3160-11-40.02
0 to 100 bar (0 to 10 MPa)		3160-11-16.02
0 to 250 bar (0 to 25 MPa)		3160-11-17.02
0 to 400 bar (0 to 40 MPa)		3160-11-15.02

Panel mounted instrument SEG 1060




Power supply	Execution	Order number
24 VDC	Basic – only digital display	3192-04-10.00
	All-In – 1 analog output/1 limit value	3192-04-11.00
230 VAC	Basic – only digital display	3192-04-20.00
	All-In – 1 analog output/1 limit value	3192-04-21.00

Technische Daten

	Multi-EPC	SEG 1060	Compare	Multi-Panel 8050
Stationary Measuring Systems				
Measuring inputs		Total 2 inputs: analogue: 0 to 20, 4 to 20 mA, 0 to 10 V and digital: 5 to 15 V rectangle 1 Hz to 10 kHz	1 to 2 inputs with 1 calculation channel optional analogue: 0/4 to 20 mA, 0 to 10 V digital: 1Hz to 5 kHz	Total 16 input connection sockets 10x 6-pol, analogue signal inputs, 2x input jack for current +2 ADC and voltage +48 VDC, 0 to 20 mA, 4 to 20 mA, 0 to 10 VDC, ±10 VDC, 4x 6-pol, digital signal inputs 0,25Hz to 5 KHz, 6x CAN input (optional 14)
Standard measurands	Pressure	Pressure, temperature, frequency, volume flow, rotational speed, direct current, power, torque, way and speed a.s.o.	Quantity (counter), pressure, tempe- rature, frequency, volume flow, rota- tional speed, direct current, power, torque, way and speed a.s.o.	Pressure, temperature, frequency, volume flow, rotational speed, direct current, power, torque, way and speed a.s.o.
Measuring rate	≥ 10 ms	≥ 40 ms	≥ 20 ms	Analogue inputs: 0,1 ms / 1 ms
Resolution A/D-converter		12 bit	10 bit (optional 12 bit)	Analogue inputs: 16 bit Current, voltage input: 12 bit
Error limit	±0,5 % of final value	Analogue: ±0,2 % of final value Digital: ±1 digit	Analogue: ±0,5 % of final value Digital: ±1 digit	Analogue: ±0,1 % of final value Current, voltage input: ± 0,2 % of measured value
Extreme value memory		Min. and max. value memory	Min. and max. value memory	Min. and max. value memory of all measuring channels, selectable with key
Measured value memory	No memory	No memory	No memory	128 MB in max. 200 series, optional expandable to 1 GB max. 6 mio. values/series (24 MB), scan rate: 0,1 ms to 99 min
Trigger	No trigger	No trigger	No trigger	Settable, external triggering, pre-trigger
Display	4-digit, 7-segment, red, digit height 7 mm, casing rotatable at bottom pressure connector for 280°	14 mm LED 7-segment display in red	14 mm LED 7-segment display in red	8/16 presentable channels with 14 mm LED 7-segment displays in red (30 channels via PC)
Interfaces	No interfaces	No interfaces	RS 232	RS 232, USB, CAN, Centronics, LVDS
Power supply	15 to 30 VDC, nominal 24 VDC	24 VDC ±25 % 230 AC ±10 %/50 Hz	24 VDC ±25 % 230 VAC ±10 %/50 Hz opt. with 110 VAC/60 Hz	With direct current 24 VDC, with protection against reverse-polarity and over-voltage, the device is equipped with self-reversing fuse resistors
CE labelling	EN 61000-6-4 and EN 61000-6-2	EN 50081-1 and EN 50082-1	EN 50081-1 and EN 50082-1	EN 50081-1 and EN 50082-1
Protection type	IP 67	Front IP 65, mounted	Front IP 65, mounted	Device front: IP 40; casing: IP 40; measuring inputs: IP 40
Ambient conditions	Operation temperature: -20 °C to +85 °C	Operation temperature: -20 °C to +50 °C	Operation temperature: 0 °C to +50 °C	Operation temp.: 0 °C to +60 °C relative humidity 0 % to 85 % (not condensing), storage: -20 °C to +60 °C
General	Material of parts with medium contact high-grade steel 1.4301, membrane 1.4542 Dimensions: est. 120 x 65 x 33 mm RoHs conformity Weight: 0,35 kg	ABS plastic Dimensions: est. 48 x 96 x 101 mm RoHs conformity Weight: est. 0,25 kg	ABS plastic Dimensions: est. 48 x 96 x 110 mm RoHs conformity Weight: est. 0,35 kg	Housing material: aluminium powder coated RAL 3004 RoHs conformity
Outputs	Analogue outputs: 0-20 mA or 4-20 mA	Analogue outputs: 0-20 mA or 0-10 V 4-20 mA settable with software	Opt. potential-free relay changer and closer 230 VAC/1 A 24 VDC/3 A	2 analogue outputs for the emission of signals from signal generator or to transfer measured values of a measuring channel input, 4 digital outputs (1x trigger output) to solve control functions

Further products

MINIMESS®,
Measuring hoses a.s.o. ...



Further products

Sensors for pressure, temperature,
rotational speed, volume flow, a.s.o. ...



Authorised distributors in India

**THI Techniaids Hydraulic
Industries Pvt. Ltd.**

Techni Towers, C-54/A, APIE, Balanagar, Hyderabad - 500 037 (AP)
Tel. Nos. : 040-23778803, 23778804, 23871445. Fax No.040-23876781
E-mail : business@techniaids.com // URL : www.techniaids.com

HT HYDROTECHNIK
TEST WITH CONFIDENCE