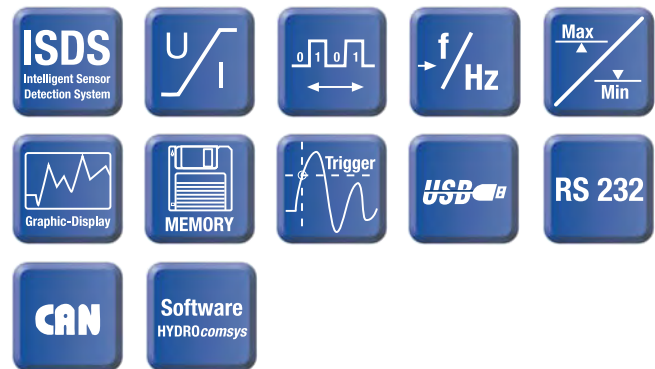


# Mobile Measuring Systems

**Multi-System 8050 and Multi-Control 8050** – the measuring instrument that can also control

With a total of 30 input channels and an uniquely clear display of a large number of measured values, the Multi-System 8050 is ideal for the measuring and supervision of complex systems. With six output channels, many and various possibilities open up for the control of machines, plants and test standards.



- Ten analogue measuring inputs for 0 to 20 mA, 4 to 20 mA, 0 to 10 V,  $\pm 10$  V
- Two analogue measuring inputs for  $\pm 2$  A DC and  $\pm 48$  V DC
- Four frequency inputs to max. 5 kHz
- Four digital inputs, one is a trigger input
- 6 or 14 CAN bus signal inputs
- Four digital outputs, one is a trigger output
- Two analogue outputs
- 16 bit Analogue/Digital-converter
- Calculated channels with fixed or freely definable formulas
- 10,4" TFT touchpanel with full graphical abilities and 800 x 600 pixels (Multi-System 8050)
- 128 MB measurement value memory – expandable to max. 1 GB
- 200 measurement series with the total of two million values per measurement
- Measuring rate 0,1 and 1 ms
- Menu-controlled operation
- Robust aluminium housing
- Data transmission with USB interface (device)
- Centronics and RS 232 interfaces
- Software filter for the elimination of alising effects
- PASS function for the execution of automated measuring tasks
- Project management for the storing of max. 5 instrument configurations
- Operation software HT-Communicator (Multi-Control 8050)
- Also available as rack version (Multi-Panel 8050)

# Order data measuring instruments

## Multi-System 8050



Short profile	Order number
12x analogue/4x frequency/4x digital/6x CAN	3160-00-65.00

14x CAN on request

## Multi-Control 8050



Short profile	Order number
12x analogue/4x frequency/4x digital/6x CAN	3160-00-66.00


14x CAN on request

## Multi-Panel 8050



Short profile	Order number
8 displays/12x analogue/4x frequency/4x digital/6x CAN	3165-11-01.00
16 displays/12x analogue/4x frequency/4x digital/6x CAN	3165-11-02.00




14x CAN on request



**Multi-System 5060**


**Multi-System 8050**

**Multi-Control 8050**

			<p align="center"><b>Mobile Measuring Systems</b></p>
<p>Total 8 input connection sockets 6x 6-pol, analogue signal inputs 2x 6-pol, digital signal inputs 0,25 Hz to 10 kHz 0/4 to 20 mA, 0 to 10 V, ±10 V, 0,5 to 4,5 V</p>	<p>Total 16 input connection sockets 10x 6-pol, analogue signal inputs, 2x input socket for current ±2 ADC and voltage ±48 VDC 0 to 20 mA, 4 to 20mA, 0 to 10 VDC, ±10 VDC 4x 6-pol, digital signal inputs 0,25 Hz to 5 kHz 6x CAN inputs (optional 14)</p>		<p align="center"><b>Measuring inputs</b></p>
<p>Pressure, temperature, volume flow rotational speed, current, power, torque, way and speed, a.s.o.</p>	<p>Pressure, temperature, volume flow rotational speed, current, power, torque, way and speed, quantity measurement a.s.o.</p>		<p align="center"><b>Standard measurands</b></p>
<p>Analogue inputs: 0,1 ms</p>	<p>Analogue inputs: 0,1 ms/1 ms</p>		<p align="center"><b>Measuring rate</b></p>
<p>13 bit</p>	<p>Analogue inputs: 16 bit Current, voltage input: 12 bit</p>		<p align="center"><b>Resolution A/D-converter</b></p>
<p>Analogue ±0,1 % of final value Digital ±0,02 % of measured value</p>	<p>Analogue: ±0,1% of final value Current, voltage input: ±0,2 % of measured value</p>		<p align="center"><b>Error limit</b></p>
<p>Min and Max value storage of all measu- ring channels, selectable with key</p>	<p>Min and Max value storage of all measuring channels, selectable with key</p>		<p align="center"><b>Extreme value memory</b></p>
<p>128 MB (SD card) in max. 200 series, optional expandable to 1 GB max. 2 mio. values/series (8 MB), scan rate: 0,1 ms to 99 minutes</p>	<p>128 MB in max. 200 series, optional expandable to 1 GB max. 6 mio. values/series (24 MB) scan rate: 0,1 ms to 99 min</p>		<p align="center"><b>Measured value memory</b></p>
<p>Settable, external triggering, pre-trigger, 2 instruments can be coupled</p>	<p>Settable, external triggering, pre-trigger</p>		<p align="center"><b>Trigger</b></p>
<p>3,5" colour display, full graphical abili- ties, 320 x 240 pixels, 4096 colors</p>	<p>10,4"-TFT-touchpanel, full graphical abilities with 800 x 600 pixels 30 presentable channels</p>	<p>Black-box operation with PC 30 presentable channels</p>	<p align="center"><b>Display</b></p>
<p>RS 232, USB Device and Host, CAN</p>	<p>RS 232, USB, CAN, Centronics, LVDS</p>		<p align="center"><b>Interfaces</b></p>
<p>NiMH batteries 14,4 V/2 150 mAh, allow independant operation of up to 8 hours</p>	<p>With direct current 24 VDC, with protection against reverse-polarity and over-voltage, the device is protected with self-reversing fuse resistors (PTC)</p>		<p align="center"><b>Power supply</b></p>
<p>EN 50081-1 and EN 50082-1</p>	<p>EN 50081-1 and EN 50082-1</p>		<p align="center"><b>CE labelling</b></p>
<p>IP 40</p>	<p>Device front: IP 40; casing: IP 40; measuring inputs: IP 40</p>		<p align="center"><b>Protection type</b></p>
<p>Operation temp.: 0 °C to +60 °C Relative humidity: &lt; 80 % (not condensing) Storage: -20 °C to +70 °C</p>	<p>Operation temperature: 0 °C to +40 °C 0 °C to +60 °C Relative humidity: 0 % to 85 % (not condensing) Storage: -20 °C to +60 °C</p>		<p align="center"><b>Ambient conditions</b></p>
<p>Housing material: ABS plastic</p>	<p>Housing material: Aluminium powder-coated, RAL 3004</p>		<p align="center"><b>General</b></p>
<p>Dimensions: est. 240 x 130 x 60 mm</p>	<p>Dimensions: est. 310 x 254 x 60 mm</p>		
<p>RoHs conformity</p>	<p>RoHs conformity</p>		
<p>Weight: est. 1,062 kg</p>	<p>Weight: 3,1 kg</p>		
<p>Trigger output</p>	<p>2 analogue outputs to issue signals of the signal generator or to transfer measured values of a measuring input 4 digital outputs for the solving of control functions, one is a trigger output</p>		<p align="center"><b>Outputs</b></p>

Further products

MINIMESS®,  
Measuring hoses a.s.o. ...



Further products

Sensors for pressure, temperature,  
rotational speed, volume flow, a.s.o. ...



Authorised distributors in India

**THI Techniaids Hydraulic  
Industries Pvt. Ltd.**

Techni Towers, C-54/A, APIE, Balanagar, Hyderabad - 500 037 (AP)  
Tel. Nos. : 040-23778803, 23778804, 23871445. Fax No.040-23876781  
E-mail : [business@techniaids.com](mailto:business@techniaids.com) // URL : [www.techniaids.com](http://www.techniaids.com)

**HT** HYDROTECHNIK  
TEST WITH CONFIDENCE